

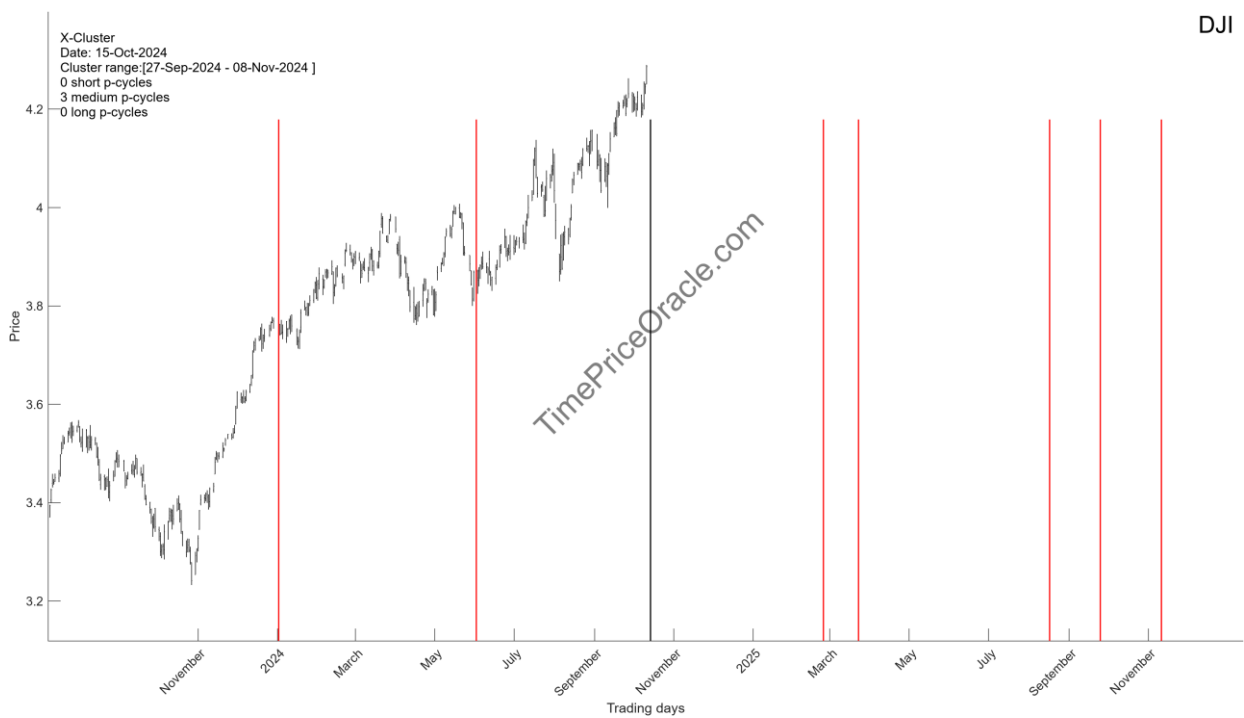
# Report on DJI short-term analysis

Analysis date: Nov-04-2024

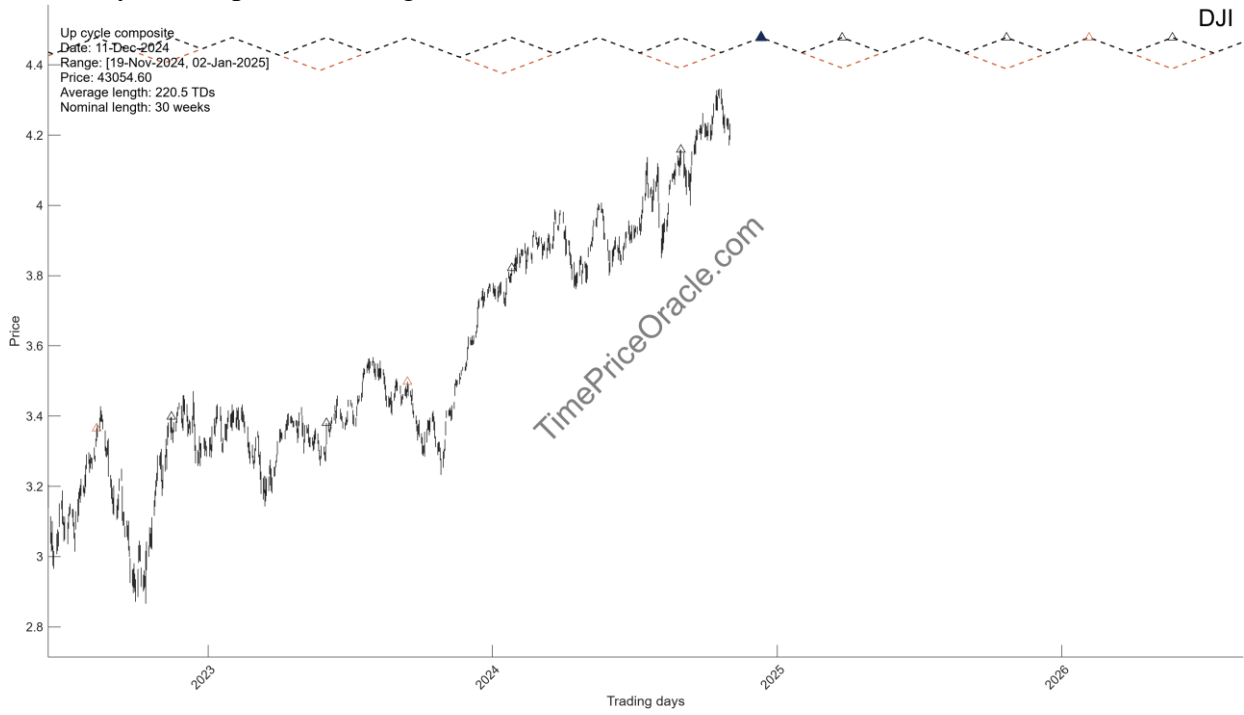
## 1. Time clusters

### 1.1. Long-term clusters

A strong X-cluster with 3 medium-term cycle is arriving on Oct-15-2024.



There is a 30-week up cycle composite arriving on Dec-11-2024 and a 61-week down cycle composite arriving on Jan-01-2025.



## 1.2. Short-term clusters

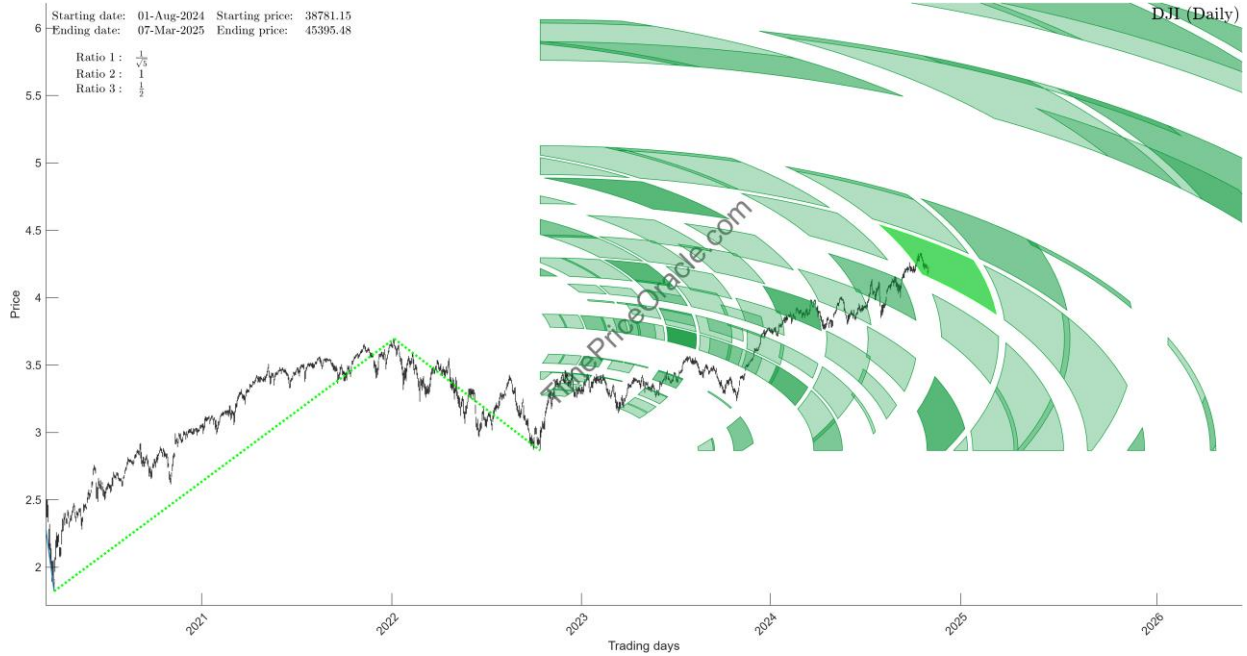
X-clusters arriving on Nov-04-2024 at **12:00PM, 14:10PM, 15:30PM, respectively.**



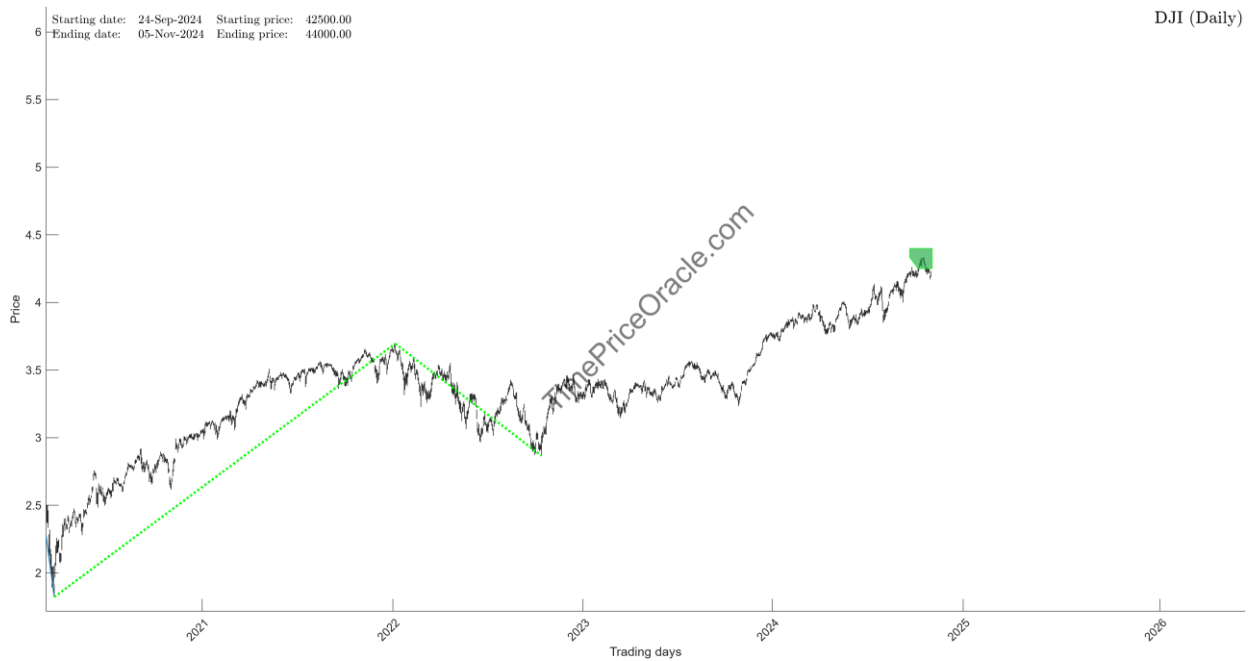


## 2. Price projection

DJI is a couple of points away from crossing the current energy level.



The next potential level is at 43700.



## Report Summary

**Long-term clusters:** X-cluster arriving on Oct-15-2024.

**Short-term clusters:** Intraday X-clusters arriving on Nov-04-2024 at 12:00PM, 14:10PM, 15:30PM, respectively.

**Mid-term composite cycles:** 30-week up cycle composite arrives on Dec-11-2024 and 61-week down cycle composite arrives on Jan-01-2024.

**Short-term composite cycles:** 14-day up-cycle composite is expected to arrive on Sep-13-2024 at 13:30PM and 7-day down cycle composite Sep-15-2024 at 9:50AM.

**Time conjunction:** the next TIME turning point of interest is Oct-15-2024 cluster where we anticipate to see THE top.

**Next time/price intersection of interest:** 43700.

## Analytical conclusion

Our work suggests we have seen the top on October 18<sup>th</sup>, 2024. Waiting for a confirmation.

### November 4th, 2024: PRE-MARKET

The Dow will open slightly higher.

No changes to our weekly update. The market is likely waiting for the election results "scheduled" for tomorrow.

As was discussed, all of our "major market top" parameters have been satisfied. We are now looking for a confirmation that the top is indeed in. A sizeable structurally sound sell-off going forward will go a long way in giving us our first set of such data points.